

# APPROVAL SHEET

ITEM	:	SMD POWER INDUCTOR
P/NO	:	HTOP7850-2.2mH(222)
DATE	:	2014-01-09

APPROVED	REFEERENCE

HANTER ELECTRONICS IND CO.,LTD  
JIANGNAN ZHUANG, WEISHAN TOWN WENDENG CITY  
SHANDONG, CHINA

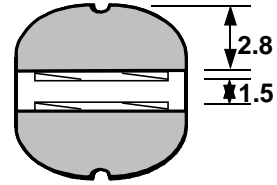
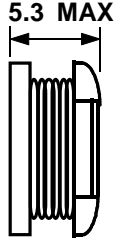
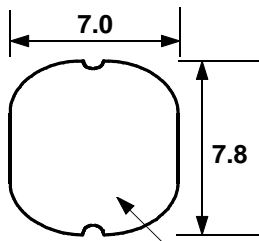
改訂 REV.	設計變更 ENG.CHANGE	日付 DATE	作成 DRAWN	檢認 APPD.
------------	--------------------	------------	-------------	-------------

RECORD OF REVISIONS				
REV NO.	REV DATE	REVISION CONTENTS	REASON OF REV.	MARKING METHOD
0	14.1.8			

QUALITY & DEVELOPMENT TEAM				尺圖 SCALE	SMD INDUCTOR for POWER LINE
擔當 DRAWN	設計 DESIGNED	檢認 CHECKED	承認 APPROVED	/ NTS	
				DIM. mm	
				HTOP7850-222K	1 / 6

改訂 REV.	設計變更 ENG.CHANGE	日付 DATE	作成 DRAWN	檢認 APPD.
------------	--------------------	------------	-------------	-------------

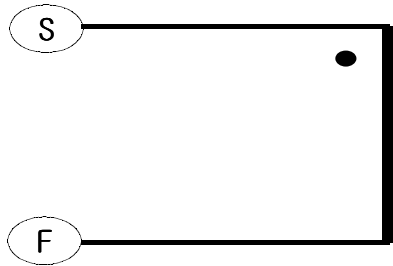
### 1. DIMENSION (UNIT : mm)



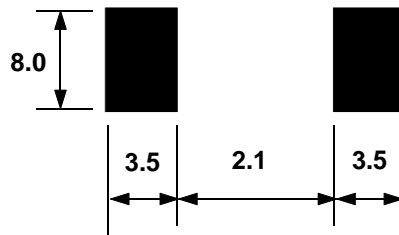
\* MARKING SPEC.  
EX) 2.2mH - 222

TOLERANCE ±0.2

### 2. CONNECTION



### 3. PCB-LAND PATTERN



QUALITY & DEVELOPMENT TEAM				尺圖 SCALE	SMD INDUCTOR for POWER LINE
擔當 DRAWN	設計 DESIGNED	檢認 CHECKED	承認 APPROVED	/ NTS	
				DIM. mm	
HTOP7850-222K					2 / 6

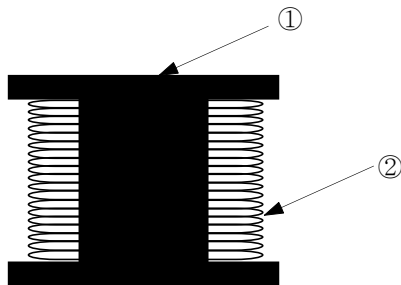
改訂 REV.	設計變更 ENG.CHANGE	日付 DATE	作成 DRAWN	檢認 APPD.
------------	--------------------	------------	-------------	-------------

#### 4. ELECTRICAL PERFORMANCE

P/NO.	INDUCTANCE [mH±10%]	DC RESISTANCE [Ω MAX]	RATED CURRENT [mA MAX]	MARKING
HTOP7850-222K	2.2	7	230	222

- \* INDUCTANCE : HP-4284A LCR METER at 1kHz, 1V.
- \* DC RESISTANCE : HIOKI 3220mΩHI TESTER.
- \* RATED CURRENT : The maximum DC value having inductance decrease within 20% and Temperature increase within 40°C by the application of DC bias.

#### 5. INTERNAL CONSTRUCTION & MATERIAL LIST

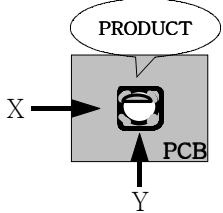
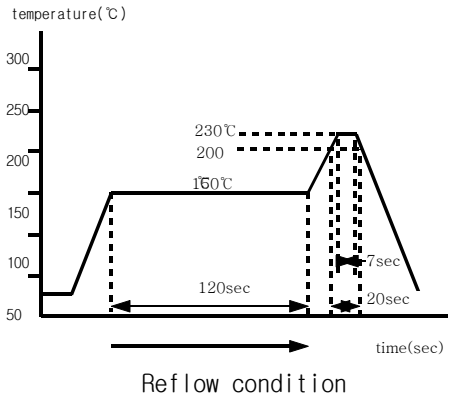


NO.	PART NAME	MATERIAL
1	CORE	PASTE, FERRITE
2	WIRE	2UEW

QUALITY & DEVELOPMENT TEAM				尺圖 SCALE	SMD INDUCTOR for POWER LINE
擔當 DRAWN	設計 DESIGNED	檢認 CHECKED	承認 APPROVED	/ NTS	
				DIM. mm	
				HTOP7850-222K	3 / 6

改訂 REV.	設計變更 ENG.CHANGE	日付 DATE	作成 DRAWN	檢認 APPD.
------------	--------------------	------------	-------------	-------------

## 6. RELIABILITY DATA

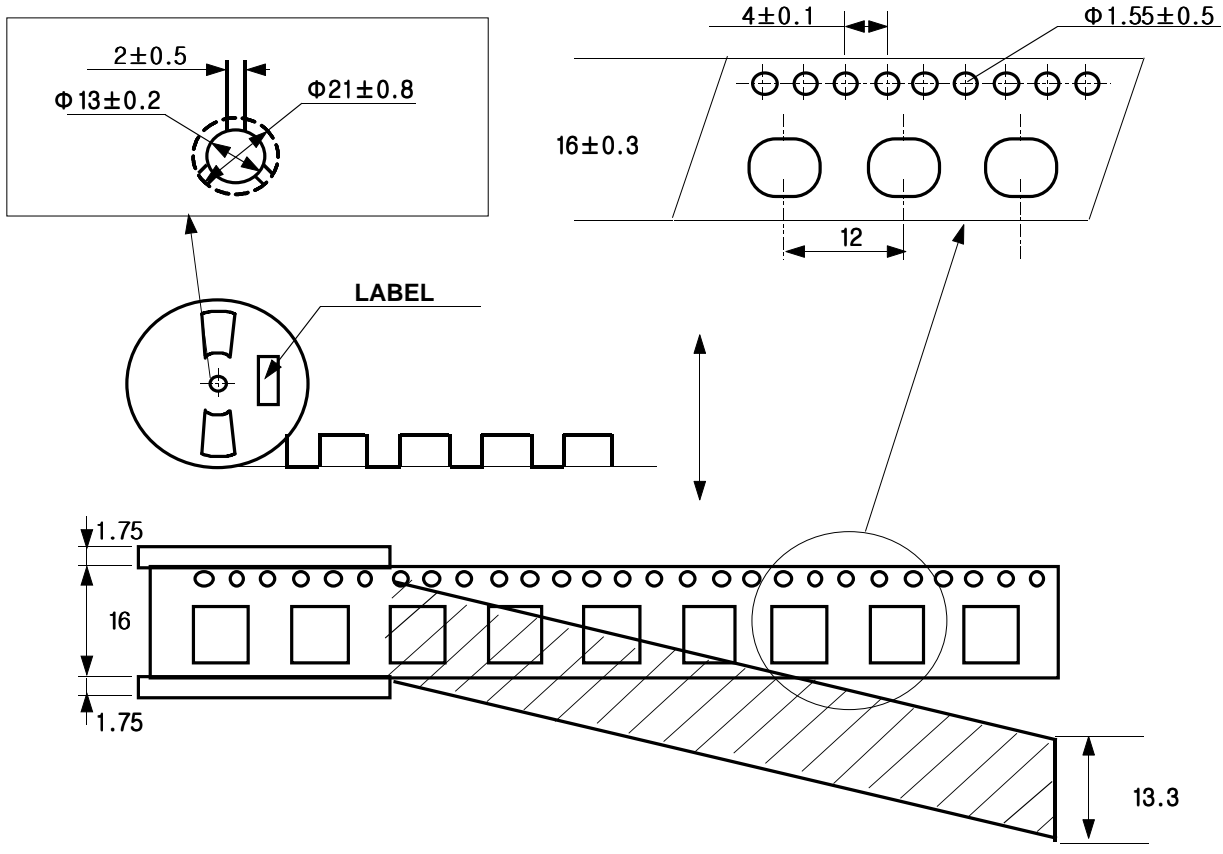
NO	ITEM	SPECIFICATION	TEST METHOD & CONDITION
1	Operating temperature range	-25 to +85℃	Including temperature rise due to self-generated heat.
2	Storage temperature range	-40 to +85℃	
3	Insulation resistance	100MΩ min.	100VDC for 1min. between coil & core.
4	High Temperature	Inductance change : within ±10%	85℃ 96 Hours.
5	Low Temperature		-25℃ 96 Hours.
6	Humidity		40±2℃ 90~95% 500 Hours.
7	Thermal shock		-25±3℃ 30 Minutes Room Temp. Within 5 Minutes 85±2℃ 30 Minutes : 5 cycle
8	Vibration	Inductance change : within ±5%	vibration for 2hours in each of three orientations at sweep vibration 10 to 55 to 10Hz with 1.5mm P-P amplitude .
9	Solderability	Wetting shall cover less than 75% of each terminal	Solder temperature : 260 ±5℃ Duration : 3 ±2sec.
10	Resistance to soldering heat	No mechanical defect and inductance change : within ±5%	Soler temperature : 260 ±5℃ Duration : 10 ±2sec.
11	Terminal strength	0.5kg for 10 ±1 seconds. Terminal should not peel off	 <p>After soldering between copper plate and terminals of x,y with standing at below conditions</p>
12	Reflow condition	No mechanical defect and No Inductance defect	 <p>Reflow condition</p>

※ Measure after leave 2hours in standard condition(No 4~8).

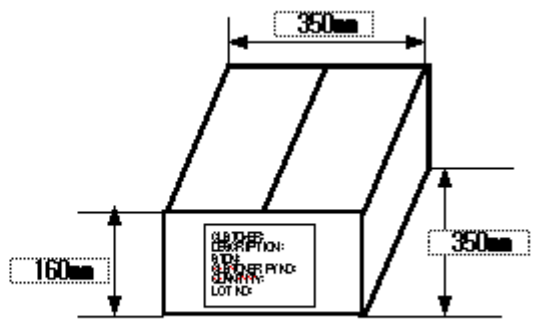
QUALITY & DEVELOPMENT TEAM				尺圖	SCALE	SMD INDUCTOR for POWER LINE
擔當 DRAWN	設計 DESIGNED	檢認 CHECKED	承認 APPROVED	/	NTS	
				DIM.	mm	
					HTOP7850-222K	
						4 / 6

改訂 REV.	設計變更 ENG.CHANGE	日付 DATE	作成 DRAWN	檢認 APPD.
------------	--------------------	------------	-------------	-------------

### 7. PACKING SPEC.



TAPE PITCH	12mm
EMBOSE TAPE	16mm
REEL	$\Phi 330 \pm 2$ mm
QUANTITY	1000 pcs
REEL TAPE MARGIN	START : 200mm MIN. FINISH : 200mm MIN.
COVER TAPE	13.3mm



QUALITY & DEVELOPMENT TEAM				尺圖 SCALE	SMD INDUCTOR for POWER LINE
擔當 DRAWN	設計 DESIGNED	檢認 CHECKED	承認 APPROVED	/ NTS	
				DIM. mm	
HTOP7850-222K					5 / 6

改訂 REV.	設計變更 ENG.CHANGE	日付 DATE	作成 DRAWN	檢認 APPD.
------------	--------------------	------------	-------------	-------------

## 8. UL YELLOW CARD.

<b>WIRE</b>	DONG YANG ELECTRONICS IND CO LTD				E102761(S)
	660-1 BANWOL-RI TAIAN-EUB HWASUNG-GUN, KYUNGGI-DO KOREA				
	AI-EIW	Polyester-imide	polyamide-imide	MW35	200
	EIW	Polyester-imide		MW30	180
	NY-EIW	Polyester-amide-imide	polyamide	MW76	180
	NY-PEW	Polyester	polyamide	MW24	155
	NY-PEW(F)	Polyester	polyamide	MW24	155
	NY-U EW	Polyurethane	polyamide	MW28	130
UEW	Polyurethane		MW75	130	
Marking: Company name or "E102761" and material designation or marked designation on package or reel, and Recognized Component Mark.					

<b>QUALITY &amp; DEVELOPMENT TEAM</b>				<b>尺圖 SCALE</b>		<b>SMD INDUCTOR for POWER LINE</b>
擔當 DRAWN	設計 DESIGNED	檢認 CHECKED	承認 APPROVED	/	NTS	
				DIM. mm		
<b>HTOP7850-222K</b>					6 / 6	