

CUSTOMER APPROVAL

DATE: / /

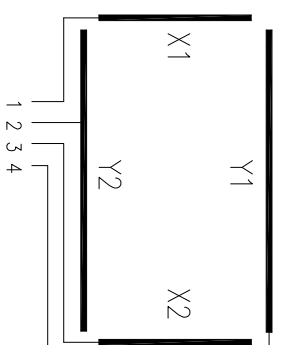
REV.No	REVISED	DATE	DRAWN	CHECKED	APPROVED
0					

REV.No	REVISED	DATE	DRAWN	CHECKED	APPROVED	SCALE	DIM.	STD. TOL	DRAWING NO.	UNIT
0		12.09.07				1 : 1	1 : 1	±0.3	M070SA-CD-AW02	MM
		DESIGNED	D. Y. HWANG						PRODUCT NO.	SIZE
		CHECKED	/						M070SA-AW02	MM
		APPROVED	Y. B. SHIM							MM

REMARK

Glass THK.	<input checked="" type="checkbox"/> 0.7mm	<input type="checkbox"/> 1.1mm
Film type	<input type="checkbox"/> Clear	<input checked="" type="checkbox"/> Non-glare/AN
Total THK.	<input checked="" type="checkbox"/> 0.95±0.15mm	<input type="checkbox"/> 1.35±0.15mm
Linearity	±1.5% or less	
Transmittance	75% or more	
Resistance	100 < X axis < 1200 ohm	
	100 < Y axis < 1200 ohm	
Tail	FPC(Wi+Au)	
TFT-LCD MAKER		

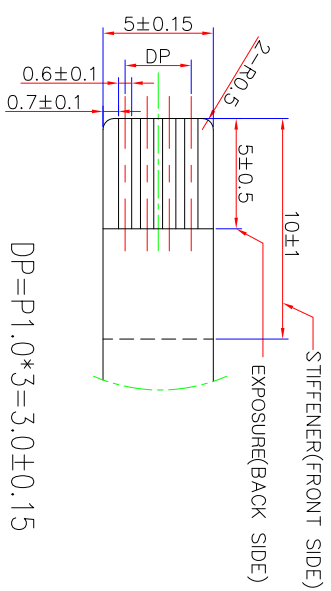
CIRCUIT DIAGRAM



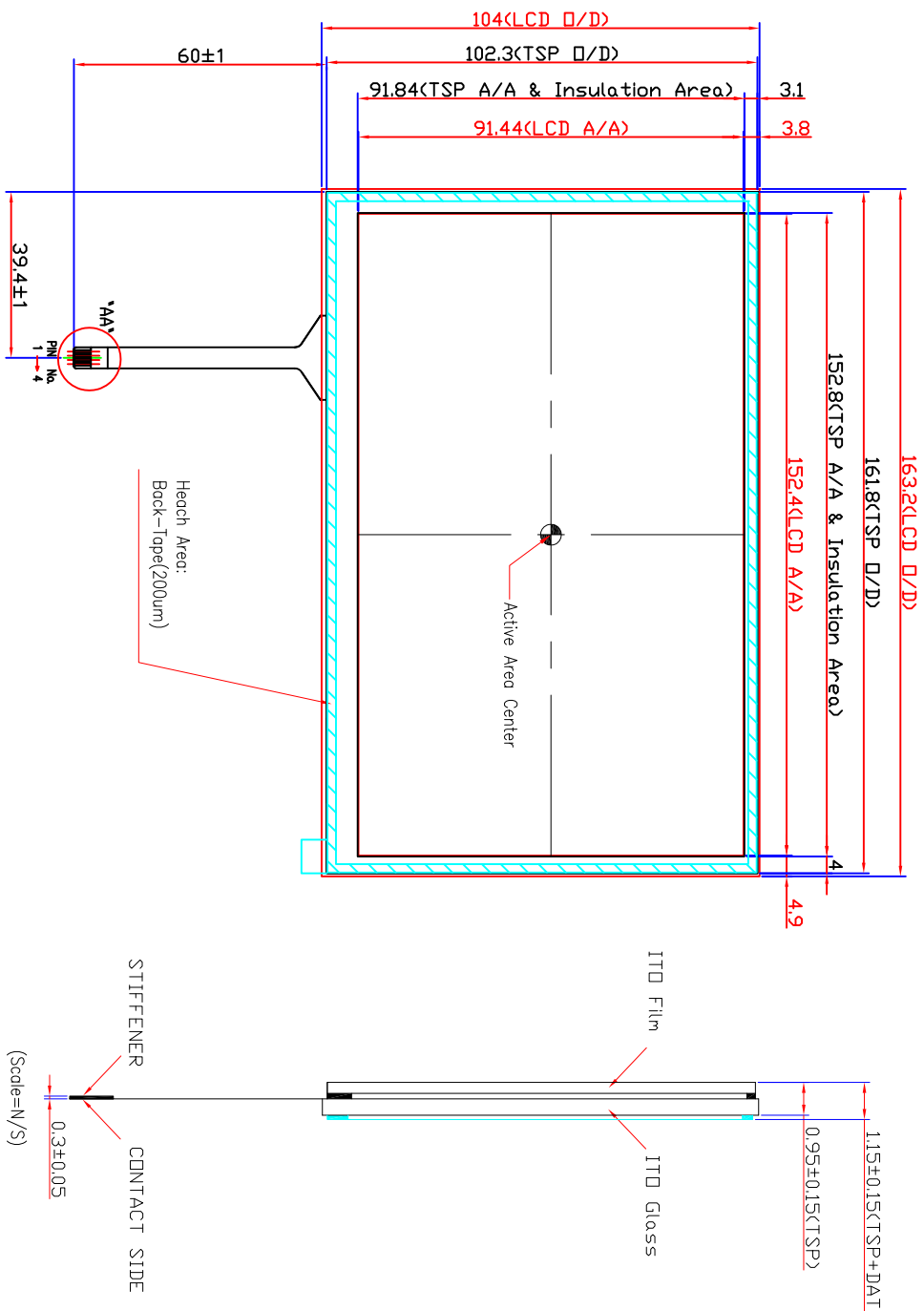
SIGNAL ASSIGNMENT

Pin No	Signal
1	X1
2	Y2
3	X2
4	Y1

Detail "AA" (Scale=5/1)



DP=P1.0*3=3.0±0.15



Notes

* It is absolutely forbidden to draw line along with the edge of the housing because the extreme force will damage the upper layer and cause the failure of the Touch Panel

NOTICE OF PROPRIETARY PROPERTY

THIS DOCUMENT CONTAINS CONFIDENTIAL AND PROPRIETARY INFORMATION OF **meeredp** Co., Ltd. AND NEITHER IT NOR THE INFORMATION CONTAINED THEREIN SHALL BE DISCLOSED TO OTHERS OR DUPLICATED OR USED FOR OTHERS WITHOUT THE EXPRESS WRITTEN CONSENT OF **meeredp** Co., Ltd.