

# FSR HF RFID Antenna User Manual FSR-Ax




## 1. Specification

Parameter	Min.	Typ.	Max.	Unit	Condition / Note
RF Frequency		13.56		MHz	
Variable Ceramic	3		10	pF	Matching C value
RF Power	1.2	1.5	2	W	
Read Range	20	30	40	Cm	@FSR-H3 (Card type Tag)
Operating Temperature	0		80	°C	

MCX Straight Jack (PCB Mount)

RF coaxial cable (RG316)

## 2. Description



MCX Straight Jack

### Tuning Point

Variable Capacitor 3~10pF

Depending on the cable length and environment



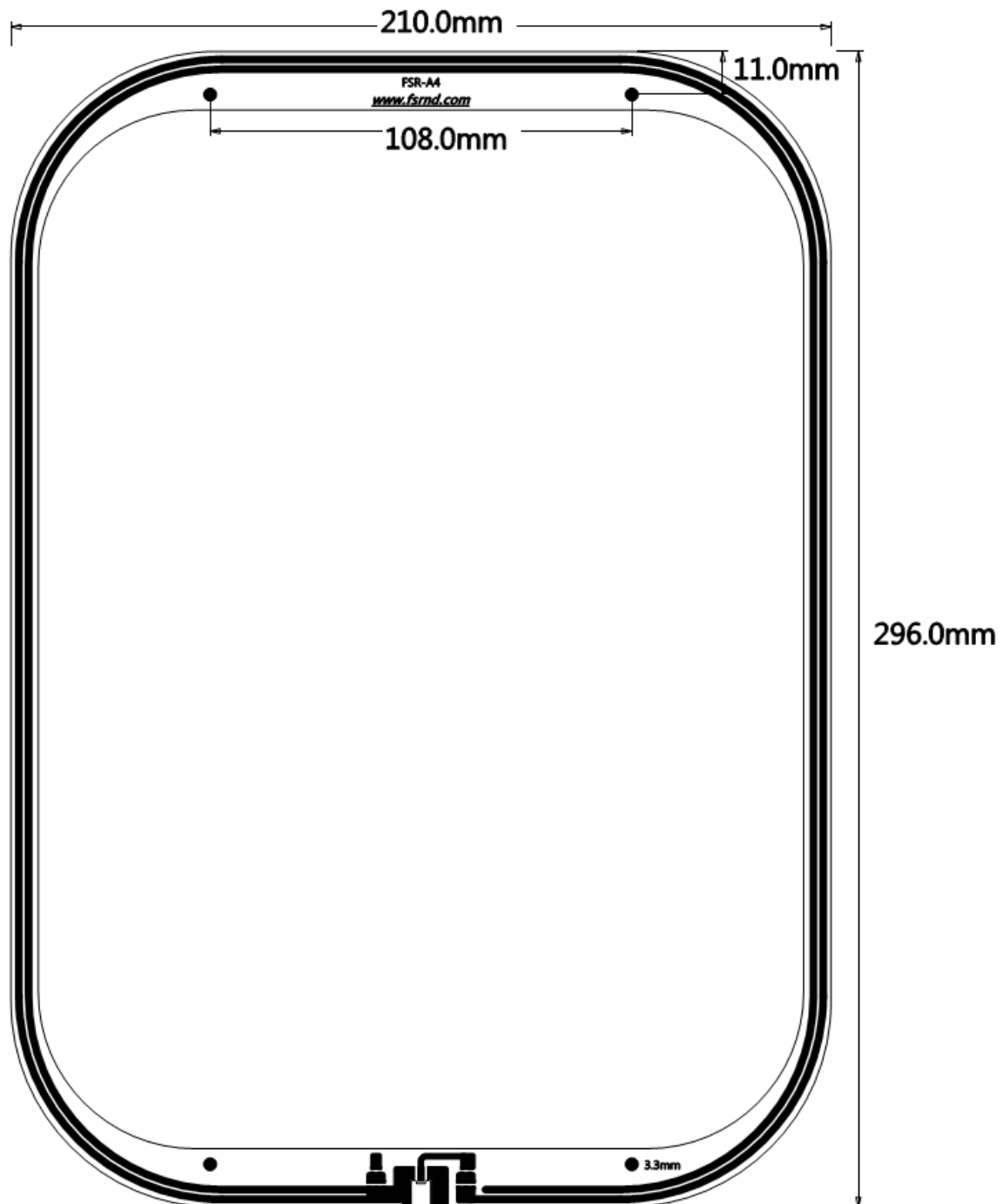
MCX Straight Plug & RF coaxial cable (RG316)

### 3. Dimension

FSR-A4

210 x 296 x 1.6 mm (Size paper A4)

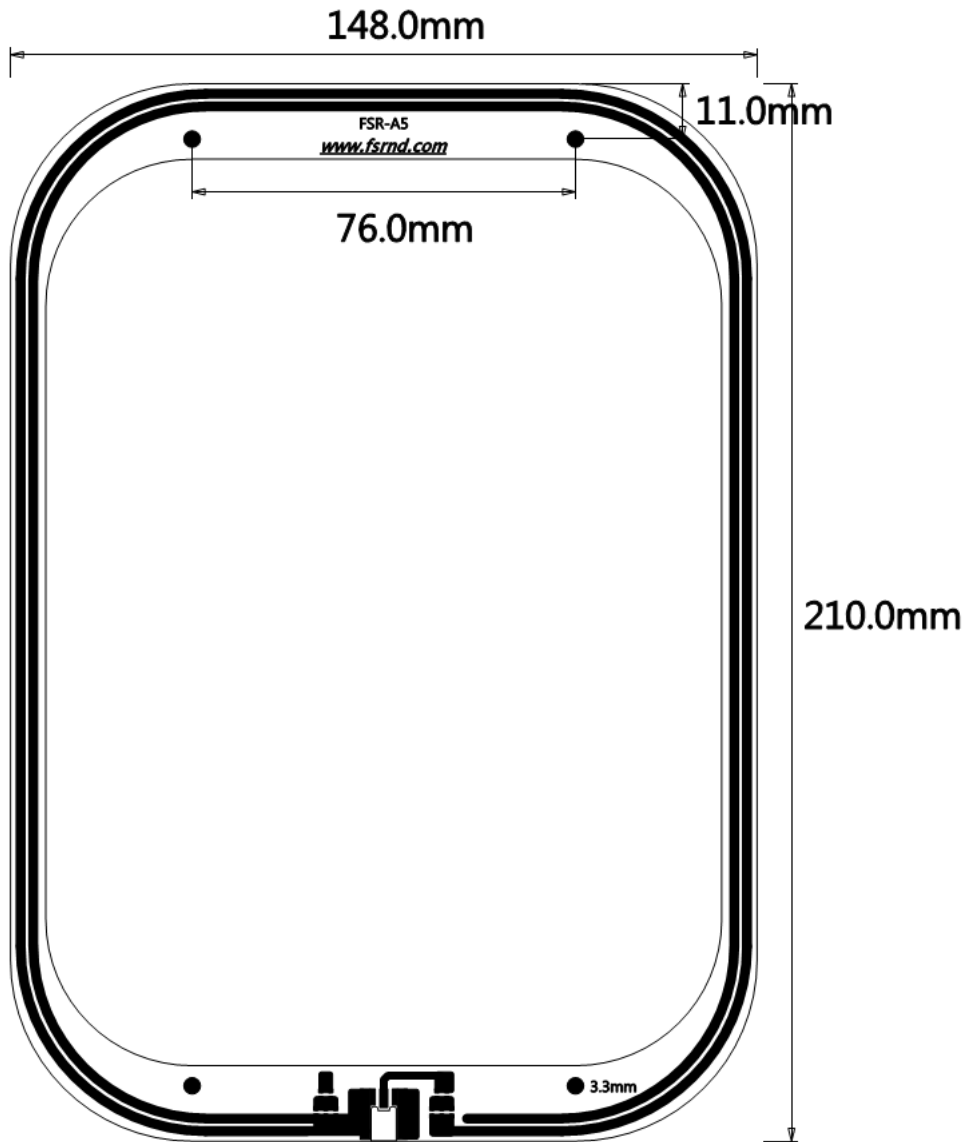
Hole x 4 : D3.3mm



FSR-A5

148 x 210 x 1.6 mm (Size paper A5)

Hole x 4 : D3.3mm



FSR-A6

105 x 148 x 1.6 mm (Size paper A6)

Hole x 4 : D3.3mm

