P	1	2	3	4	5	6	7	8	9	10	11	12	13	14	15	16	17	18	19	20
A±0.8	–	44.0	55.5	67.0	78.5	90.0	101.5	113.0	124.5	136.0	147.5	159.0	170.5	182.0	193.5	205.0	216.5	228.0	239.5	251.0
B±0.8	–	32.5	44.0	55.5	67.0	78.5	90.0	101.5	113.0	124.5	136.0	147.5	159.0	170.5	182.0	193.5	205.0	216.5	228.0	239.5
C±0.5	–	11.5	23.0	34.5	46.0	57.5	69.0	80.5	92.0	103.5	115.0	126.5	138.0	149.5	161.0	172.5	184.0	195.5	207.0	218.5

COMMERCIAL TOLERANCE	
0.5 to 3	± 0.12
over 3 to 6	± 0.16
over 6 to 10	± 0.18
over 10 to 18	± 0.22
over 18 to 30	± 0.25
over 30 to 50	± 0.3
over 50 to 80	± 0.35

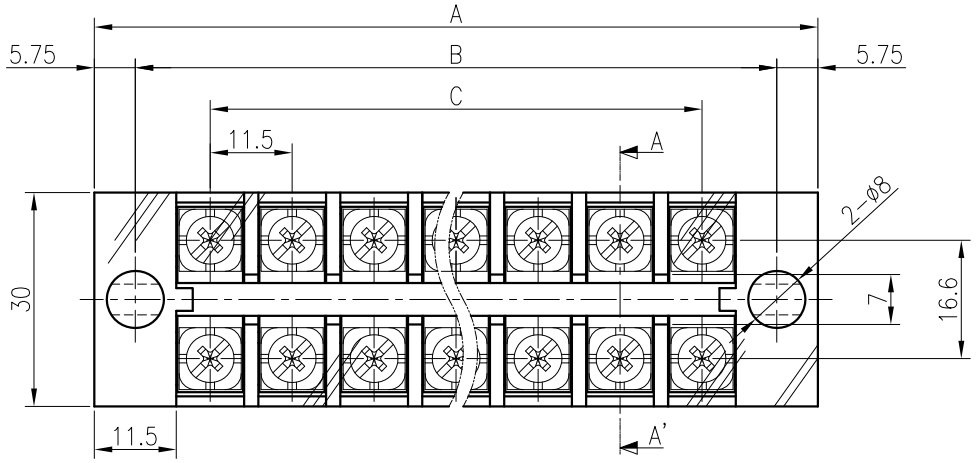

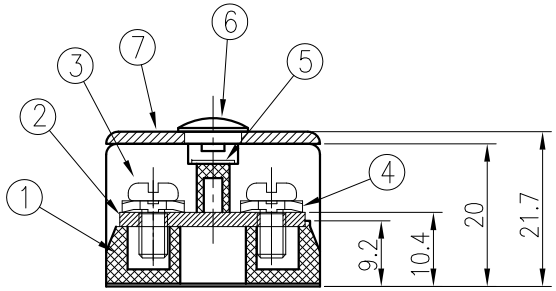

SECTION A–A'

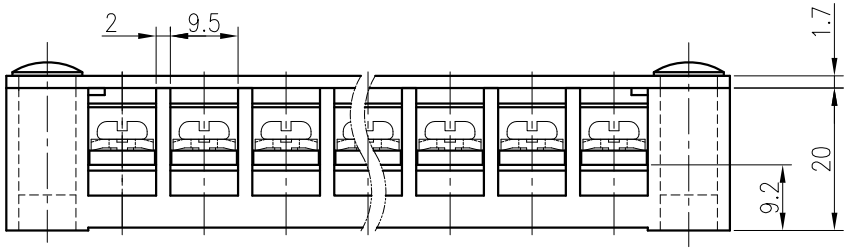

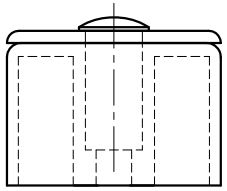

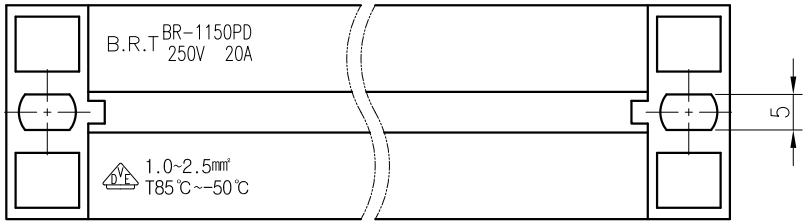

SPECIFICATION

1.정격 : 250V 20A
2.절연 저항 : DC 500V 1000MΩ 이상
3.내전압 : AC2000V/min
4.사용온도범위: -50°C ~ 85°C
5.조임 Torque 권고치 : 8kgf·cm 이내

*본 제품은 유해 물질 관리 기준치를 초과하지 않는 제품임 (RoHS Compliance)

No.	PART No.	PART NAME	MATERIAL	Q'TY	REMARKS	FINISH
⑦	COV-	COVER	PC	1	UL94HB	NAT
⑥	DOT-	DOT	LDPE	2	MB9205	WHITE
⑤	ETC	LABEL	PVC	1	LS100	WHITE
④	BOLT	WASHER	SPCC	P*2	□8.7*8.7*t1.2	Ni
③	BOLT	SCREW	SWCH10A	P*2	M4*8	Ni
②	DAN-1150PD	TERMINAL	BRASS	P	C2680R 1/2H t1.8	Ni
①	SAC-1150PD	FRAME	PC	1	UL94V-0	BK

DRAWN	CHECKED	CHECKED	APPROVED	THIRD ANGLE PROJECTION		
W.R.KIM				DATE.	UNIT	SCALE
10.08.17				2010.08.17	MM	1:1

TITLE: BR – 1150PD

DWG No.: BRT – 212

BEE-RYONG ELECTRONICS CO., LTD.