

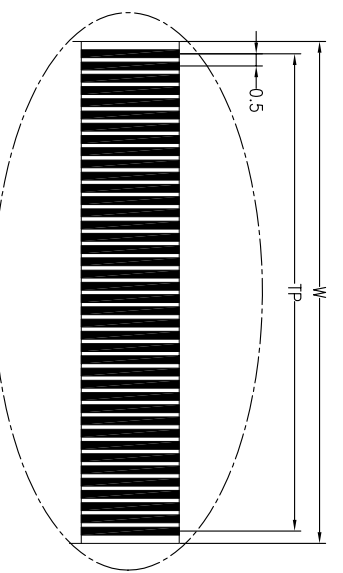
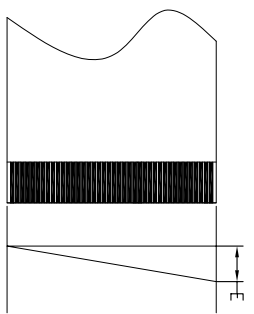
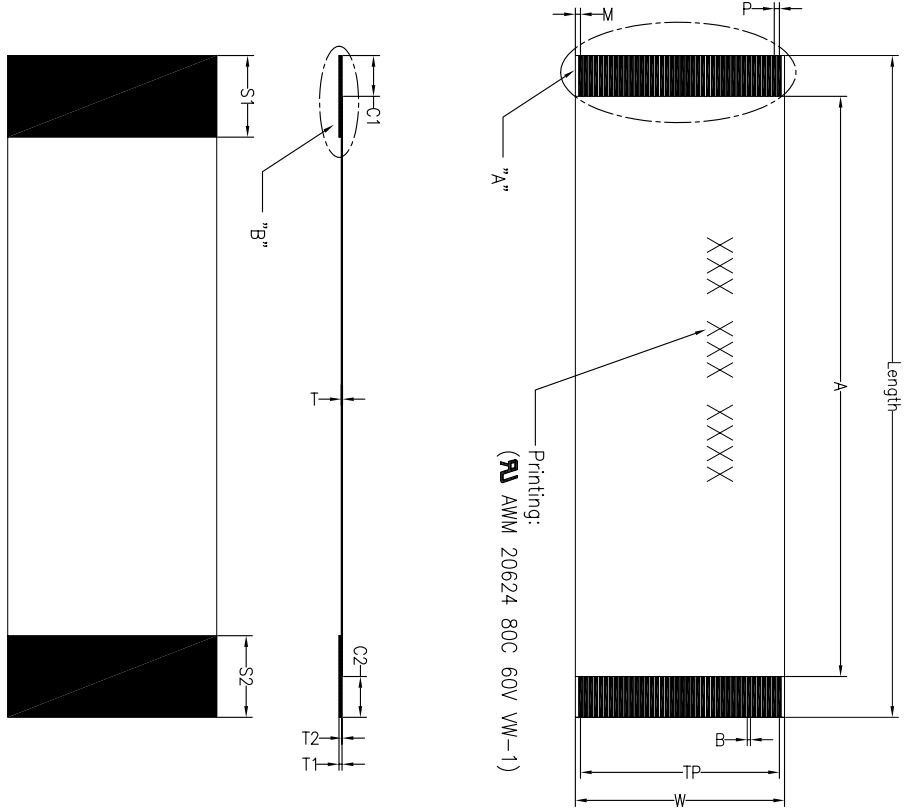
# HSE ROHS

Symbol (记号)	Item (项目)	Specification (规格)
N	No. of Conductor(导体数)	4P~80P
L	Total Length(总长度)	L±5
A	Insulation Length(绝缘长度)	(L-8)±5
TP	Total Pitch(总间距)	0.5x(N-1)Pin±0.08
W	Width(总宽度)	0.5xNpin+0.5±0.08
P	Pitch(间距)	0.50±0.03
M	Margin(边缘宽度)	0.50±0.08
T	Cable thickness(线材厚度)	0.121±0.05
T1	Insert thickness(插入厚度)	0.303±0.05
C1/C2	Conductor Strip Length(导体长度)	4.0±1.0
S1/S2	Supporting Tape Length(补强板长度)	8.0±2.0
T2	Conductor thickness(导体厚度)	0.035±0.005
B	Conductor Width(导体宽度)	0.30±0.03
E	Slanting(线口倾斜度)	<0.5
--	Conductor Material(导体材料)	Tinned Copper 镀锡扁平铜线
--	Insulation Material(绝缘材料)	Flame retardant polyester(阻燃)
--	Supporting Tape Material(补强板材料)	PET
--	Supporting Tape Color(补强板颜色)	蓝色 BLUE
--	Supporting Tape Spec(补强板规格)	0.225mm

## Ordering Information

FFC - 05 XX XXX A 01

Pitch 05=0.5pitch  
No. of Pins 4P~80P  
Length 100=100mm



DETAIL "A"

OPERATION		DRAW		SCALE		FIT		PART NO.	
XX	±0.30	YYuSheng	14.06.12	UNIT	mm	A4	1/1	FFC-05XXXXXA01	
XX	±0.20	CHECK		SIZE	A4				
XX	±0.10	APPROVE		SHEET	1/1				
XX	±3°			PROJ.					
REV	DATE	MODIFICATION DESCRIPTION	CHANGE	DIM	TOL	Customer:			
A0	2014.06.12	NEW DRAWING							
1									

**JIN** 深圳市锦凌电子有限公司  
SHENZHEN JINLING ELECTRONIC CO.,LTD  
Tel: 86-755-2997-5806/5802 Fax: 86-755-2997-5992

TITLE: 0.50 FFC Npin A-Type(4/8)